




**NELSON**  
WIRE & STEEL

**NELSON WIRE AND STEEL**  
1015 New Salem Road  
New Salem, PA 15468  
PHONE: 724.245.9577  
FAX: 724.245.0438

# WIRE RACK DECKING



## **EASY TO INSTALL**

Nothing to fasten. Simply drop into place over rack beams. Waterfall secures the deck in place

Strong and sturdy, Nelson Wire and Steel's wire rack decking products are ideal for solving all types of bulk material storage requirements. You describe the type of load and capacity of the product you want to store on the deck, Nelson will manufacture a product that specifically meets your capacity and load requirements.

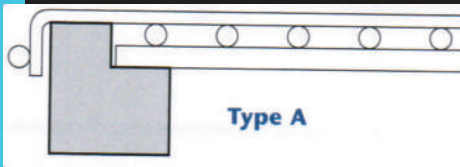
## **A SOUND INVESTMENT THAT PAYS YOU BACK MANY TIMES OVER.**

Manufactured of heavy-duty welded steel wire, with steel reinforcements, our rack deck simply drops into place over rack beams keeping installation time to a minimum. The open wire mesh design permits better illumination of work areas than solid decking can provide - enabling quick identification of inventory and creating safer working conditions. Our wire rack decking is so effective with overhead sprinkler systems that frequently customers have been able to lower their fire insurance costs.



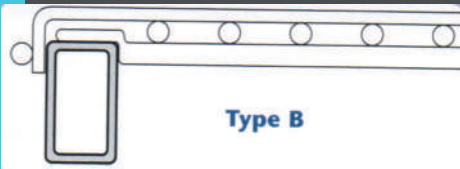
- Strong and economical
- Easy to install
- Improved storage efficiency
- Better illumination
- Increased product visibility
- Reduced fire hazard
- Long life with low maintenance
- Standard: gray powder coat finish
- Options: hot dipped galvanized

# WIRE RACK DECKING SPECIFICATIONS



Type A suitable for a 1-5/8" step down beam or a 1-1/2" step down beam.

A 1" waterfall is standard on all Nelson rack deck products.



The flange on the channel of our Type B rack deck accommodates box, channel, tube, and other types of beams.


We also offer the option for a 2" waterfall.

Please be sure to complete our rack deck specification sheet and submit it with your Nelson Wire & Steel wire decking order.

## Product Design Options

We manufacture rack deck in a variety of mesh patterns, wire and channel gauges. Simply give us a call to describe your specific load requirements.


Nelson Wire & Steel decks are designed for evenly distributed static loads. For those situations where you need to handle concentrated or non-uniform loads, we offer product options.



### Inverted Channel Deck


When cleanliness is a must, select Nelson's inverted channel deck, available for step beams.

The inverted channel prevents dirt, dust and other waste from collecting inside the channel. Because there are no openings to accumulate debris, your storage area remains cleaner and more sanitary.



### Mini Inside Waterfall Deck

When the face of the beam must be free for labels or bar coding, our mini inside waterfall deck is ideal. With this design, there is no waterfall, either over or on top of the beams, to interfere with labeling. Nelson Wire's mini inside waterfall deck is available for both shallow and regular step beams. These decks must be secured to the beams in the field to prevent disengagement.



### 42 x 46 - 2 Standard Channel Deck

Our 2 standard channel deck will be the perfect solution for light duty applications. These decks are rated to hold an evenly distributed 1,800 pound load. These decks are the perfect solution when a standard 2,500 pound deck is not needed.

For a price quotation, or additional information about our wire rack decking - or any of our other innovative engineered wire mesh products - please call: 724 245-9577.